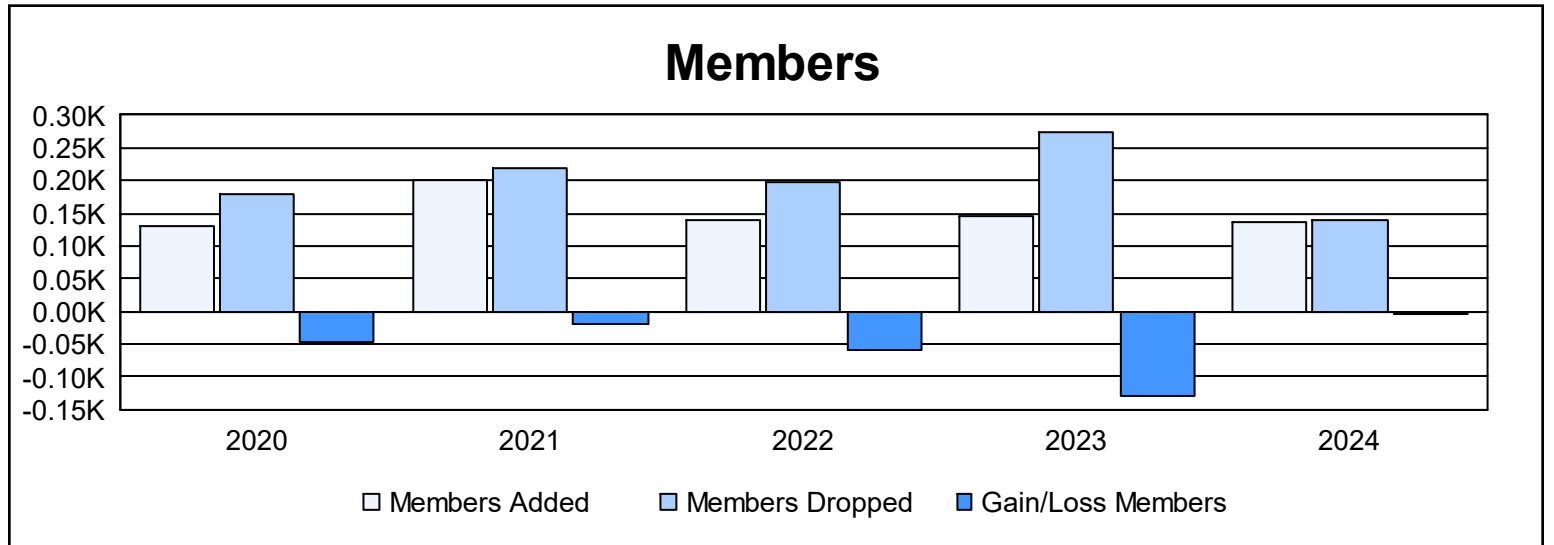
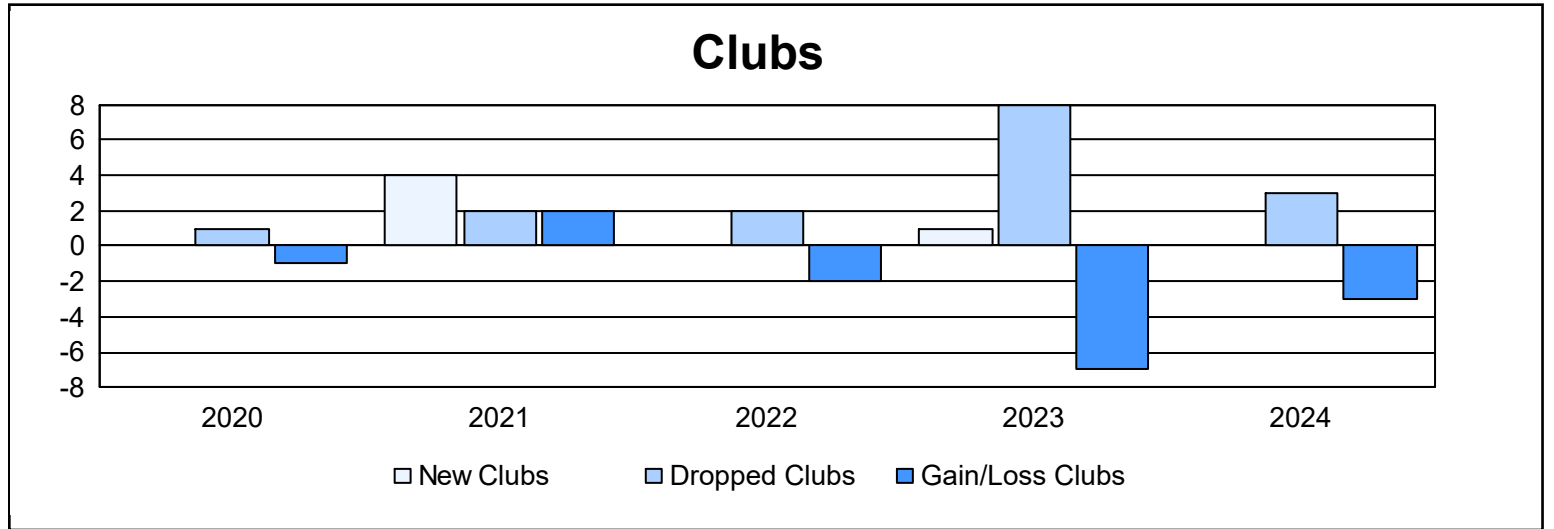
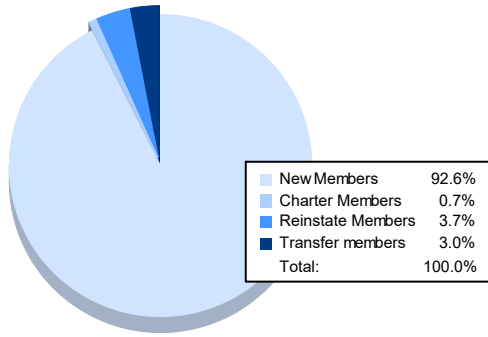


Year	New Clubs	Dropped Clubs	Gain/ Loss Clubs	New Members	Charter Members	Reinstate Members	Transfer Members	Total Member Added	Total Members Dropped	Gain/ Loss Members
2019-2020	0	1	-1	123	3	0	4	130	178	-48
2020-2021	4	2	2	43	141	9	8	201	220	-19
2021-2022	0	2	-2	123	4	4	8	139	197	-58
2022-2023	1	8	-7	92	37	6	11	146	275	-129
2023-2024	0	3	-3	125	1	5	4	135	139	-4
<b>Average</b>	<b>1</b>	<b>3</b>	<b>-2</b>	<b>101</b>	<b>37</b>	<b>5</b>	<b>7</b>	<b>150</b>	<b>202</b>	<b>-52</b>



### Membership Composition June 2024 Cumulative



### Gender Composition June 2024 Cumulative

